

Chase Toppers, LLC – Chase Cover Order Form

610-323-2705 • Fax 610-323-2771

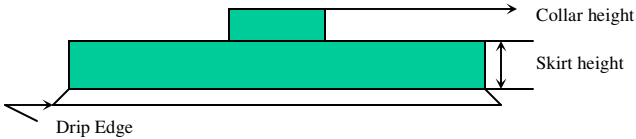
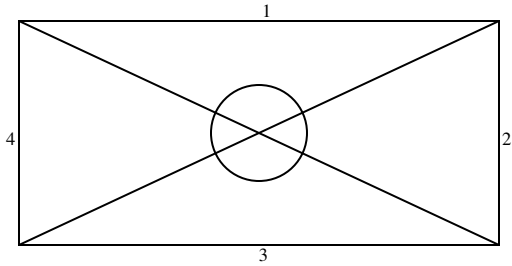
Name _____ Email Address _____

City, State, Zip _____ Date Cover Ordered _____

Phone _____ Quantity of Covers Needed _____

Please Select: Stainless Steel Copper

1. Complete this section for all chase covers:



A. Perimeter Measurements:

1. Length _____
2. Width (clockwise from 1) _____
3. Length (clockwise from 2) _____
4. Width (clockwise from 3) _____

B. Centered Hole? Yes No

If Yes, hole diameter? _____

If No, go to section # 2 or # 3.

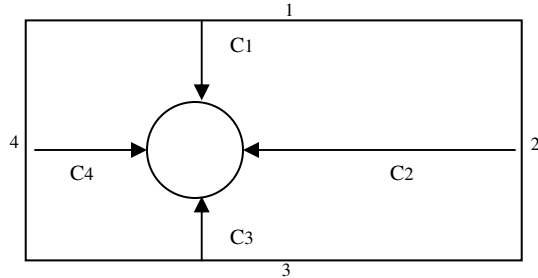
C. Collar Height? _____ (std 3")

D. Skirt Height? _____ (std 3")

E. Drip Edge? Yes No

F. Diagonal Creases? Yes No

2. Complete this section for off-centered, single-hole covers:



A. Hole Diameter _____

B. Distance of hole from sides:

C1. _____

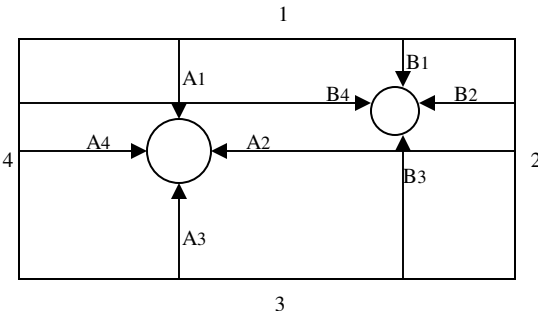
C2. _____

C3. _____

C4. _____

C. Collar? Yes No If Yes, height? _____

3. Complete this section for Two-Hole covers:



A. Hole "A" diameter _____ B. Hole "B" diameter _____

Distance from edges: A1 _____ B1 _____

A2 _____ B2 _____

A3 _____ B3 _____

A4 _____ B4 _____

Collar on hole "A" Yes No Collar on hole "B" Yes No

If Yes, collar height? _____ If Yes, collar height? _____

Special Notes:
